

## Education:

### Young people who are NEET



# State of Wales briefing: Young people who are NEET

## Key messages:

- The proportion of young people who are not in education, employment or training (NEET) in Wales is dropping – yet 46,300 young people were NEET in quarter 3 of 2018.
- The likelihood of being NEET differs depending on certain characteristics:
  - Young people aged 19-24-years-old are more likely to be NEET than those aged 16-18-years-old.
  - Those with a disability are also more likely to be NEET, as are those who live in South West or South East Wales.
- Young people in Wales are more at risk of being NEET than anywhere else in the UK.

## Why it matters

Not being in education, employment or training can have a serious impact on the future prospects of young people in Wales. Spending long periods of time NEET, e.g. six months or more, can have long-term wage-scarring effects on young people. The longer a young person is NEET the less chance they have of finding employment, particularly higher-paid employment. This in turn has serious implications for their future and can result in young people falling into or remaining in poverty.

## How is it measured:

There are different types of data on young people who are NEET including the Welsh Government Statistical First Release on the Participation of Young People in Education and the Labour Market, and data from the Annual Population Survey which is split into quarters. This briefing uses data from quarter 3 of the Annual Population Survey from 2013 to 2018.

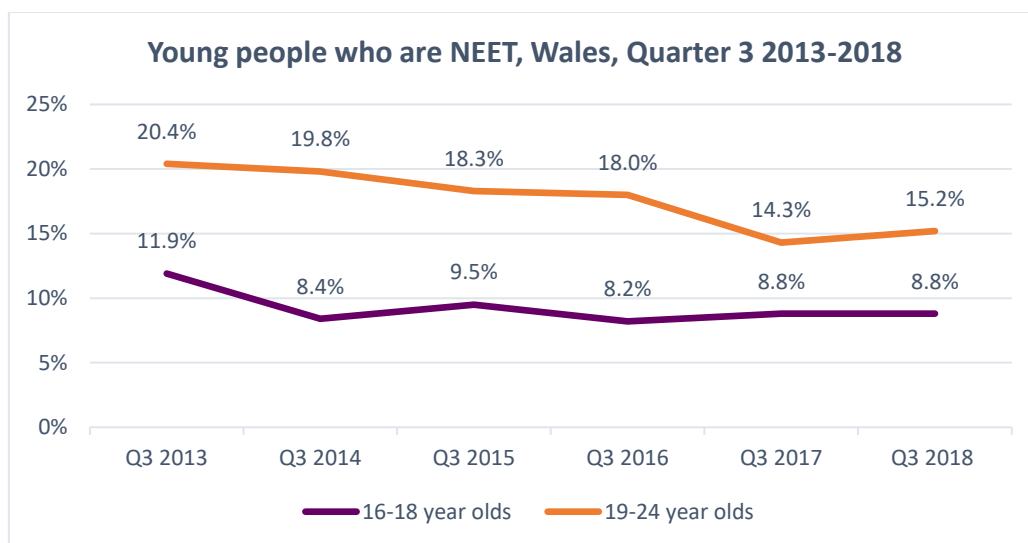
## Overview

Over the last 5 years the proportion of young people who are NEET in Wales has dropped. The proportion has fallen more for 19-24-year-olds than for 16-18-year-olds. However, young people in the older age groups are still more likely to be NEET than those in the younger age groups. Young people with disabilities are also much more likely to be NEET than those without disabilities, alongside those who live in South Wales.

## Not in Education, Employment or Training (NEET)

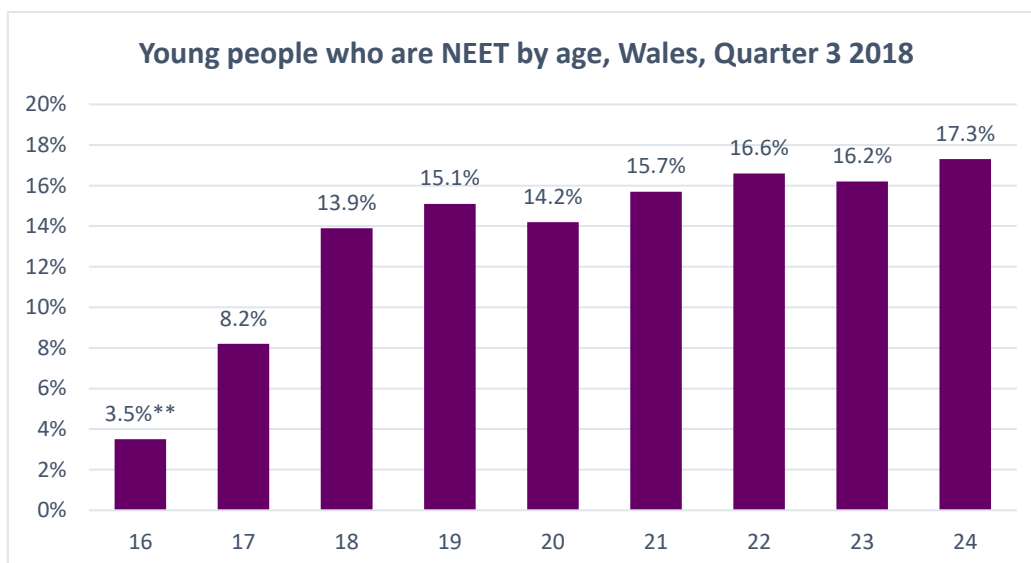
This section looks at the proportion of young people in Wales who are not in education, employment or training – referred to in this briefing as NEET. In quarter 3 of 2018<sup>1</sup>, 8.8 per cent of 16-18-year olds and one in seven 19-24-year olds were NEET.

Although more 19-24-year olds are NEET, the proportion of NEET 19-24-year olds has declined more over the last five years than 16-18-year olds. The proportion of 19-24-year-olds who are NEET has dropped by 5.2 percentage points, whereas the proportion of 16-18-year olds who are NEET has only dropped by 3.1 percentage points.



## Age

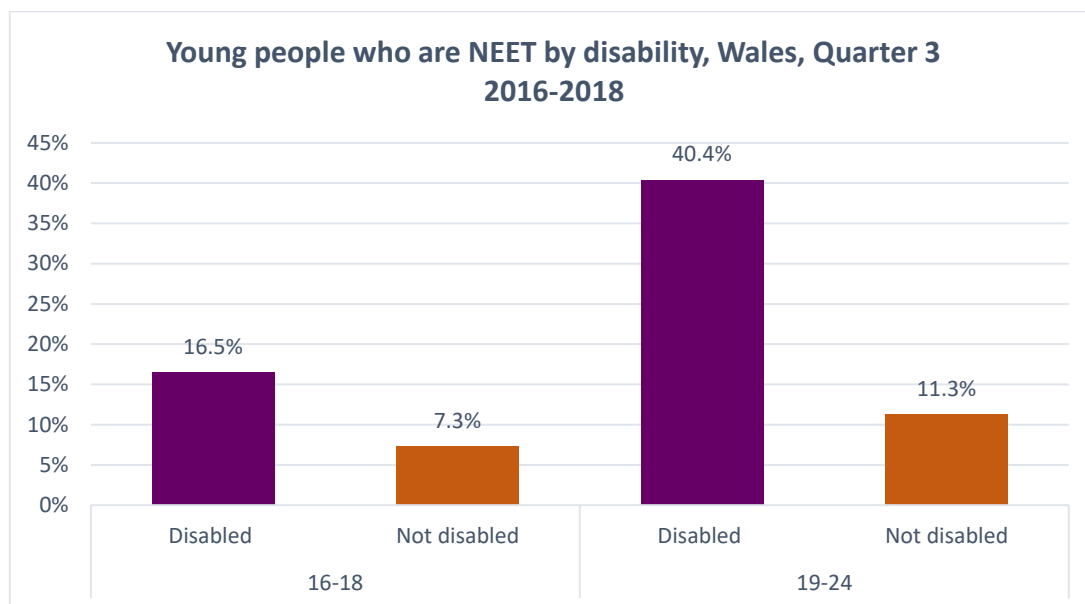
The older young people are, the higher their risk of becoming NEET. In quarter 3 of 2018<sup>2</sup> only 3.5 per cent of 16-year-olds and just over 8 per cent of 17-year-olds were NEET, whereas one in six 24-year-olds were NEET.



\*\* Data may be low quality

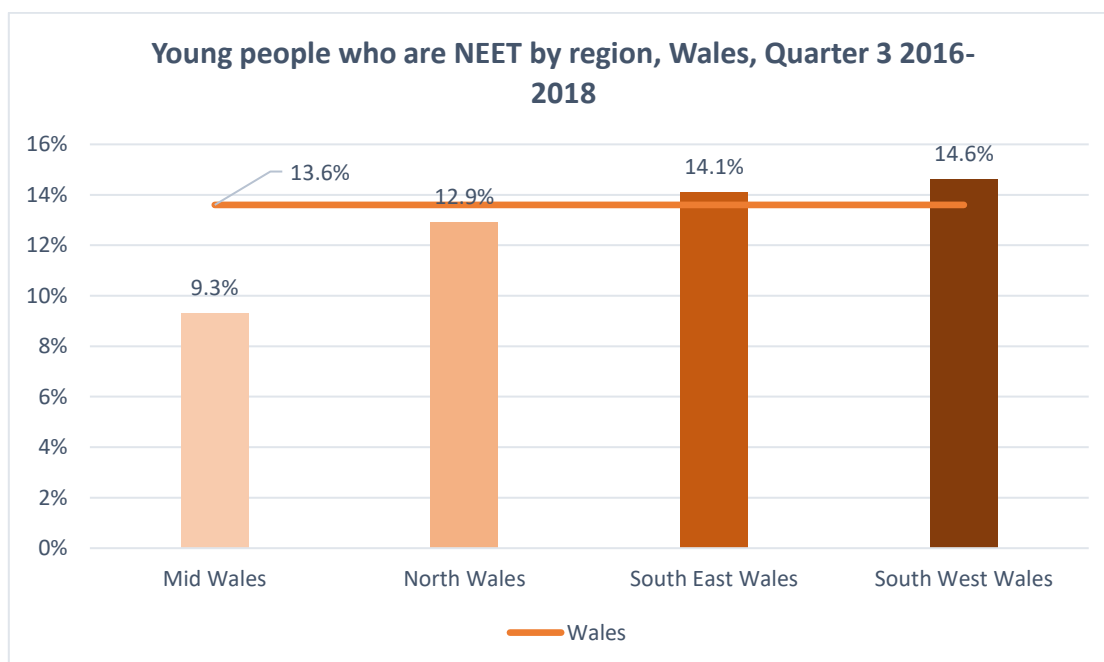
## Disability

Young people who are disabled are more likely to be NEET than those who are not disabled. From quarter 3 2016 to 2018<sup>3</sup> one in six disabled 16-18-year-olds and two in every five disabled 19-24-year-olds were NEET, compared to just over seven and eleven per cent of those who are not disabled, respectively.



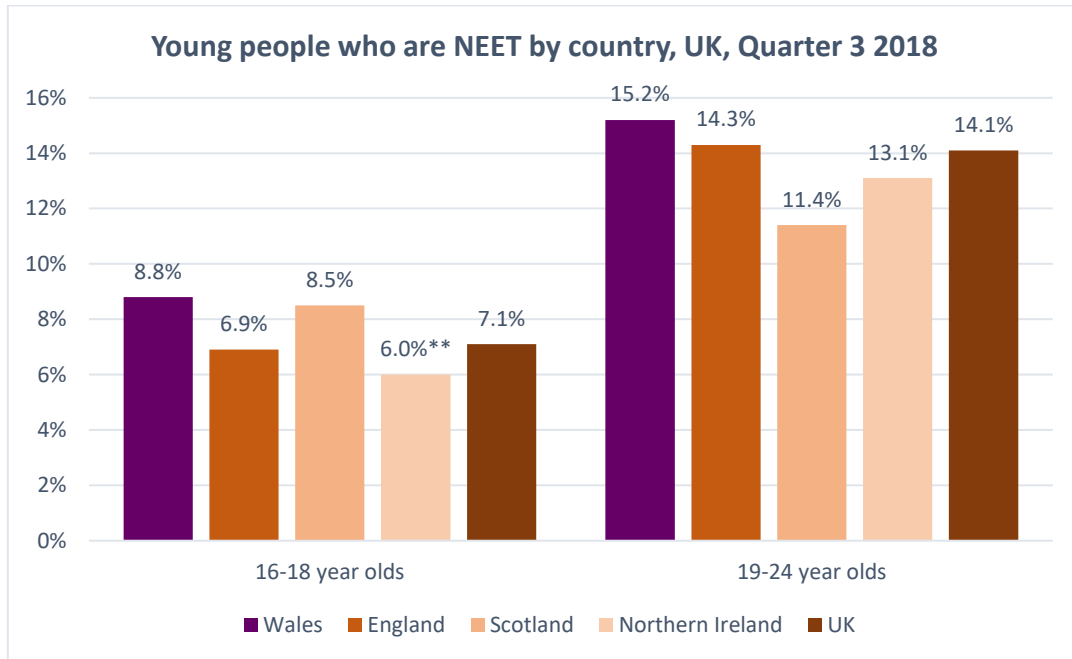
## Region

Young people living in South Wales are also more likely to be NEET than those living in the North and Mid Wales. In quarter 3 2018<sup>4</sup>, one in seven young people living in South West and South East Wales were NEET, while one in eight young people from North Wales and just over nine per cent of young people from Mid Wales were NEET.



## Wales and the UK

Young people in Wales are more at risk of being NEET than elsewhere in the UK. In quarter 3 2018<sup>5</sup>, just under nine per cent of 16-18-year olds and just over 15 per cent of 19-24-year olds were NEET in Wales, compared to just under seven per cent of 16-18-year olds and 14 per cent of 19-24-year olds in the UK as a whole.



\*\* The data item is based on between approx. 10 and 25 responses and is categorised as being of low quality.

## End Notes

---

<sup>1</sup> Welsh Government, Table 2: Young people not in education, employment or training in Wales, Annual Population Survey (Rolling Year End), [Young People Not in Education, Employment or Training \(NEET\), Year to 30 September 2018](#)

<sup>2</sup> Welsh Government, Table 3: Young people not in education, employment or training (NEET) in Wales, by age, disability status and region, [Young People Not in Education, Employment or Training \(NEET\), Year to 30 September 2018](#)

<sup>3</sup> Welsh Government, Table 3: Young people not in education, employment or training (NEET) in Wales, by age, disability status and region, [Young People Not in Education, Employment or Training \(NEET\), Year to 30 September 2018](#)

<sup>4</sup> Welsh Government, Table 3: Young people not in education, employment or training (NEET) in Wales, by age, disability status and region, [Young People Not in Education, Employment or Training \(NEET\), Year to 30 September 2018](#)

<sup>5</sup> Welsh Government, Table 4: Estimates of the proportion of young people not in education or training nor in employment (NEET), by age and UK country, 2017 Q3 and 2018 Q3, [Young People Not in Education, Employment or Training \(NEET\), Year to 30 September 2018](#)

---

## State of Wales Briefings

This briefing is one of a series produced monthly on key topics produced exclusively for Bevan Foundation subscribers.

Find out more about this and the other benefits we offer our subscribers by visiting [www.bevanfoundation.org](http://www.bevanfoundation.org) or email [info@bevanfoundation.org](mailto:info@bevanfoundation.org).

## About the Bevan Foundation

The Bevan Foundation is Wales' most innovative and influential think tank. We develop lasting solutions to Wales' most challenging problems.

We are independent of government or any political party, and are funded by subscriptions, donations, grants from charitable trusts and foundations and commissions.

We have made every effort to ensure that the data in this briefing is accurate and up to date at the time of writing. However, we cannot be held responsible for any error or omission in the briefing or change in the source data.



145 & 145a High Street, Merthyr Tydfil, CF47 8DP

[www.bevanfoundation.org](http://www.bevanfoundation.org)

[info@bevanfoundation.org](mailto:info@bevanfoundation.org)

T: 01685 350938

Registered charity no. 1104191

Company no. 4175018